
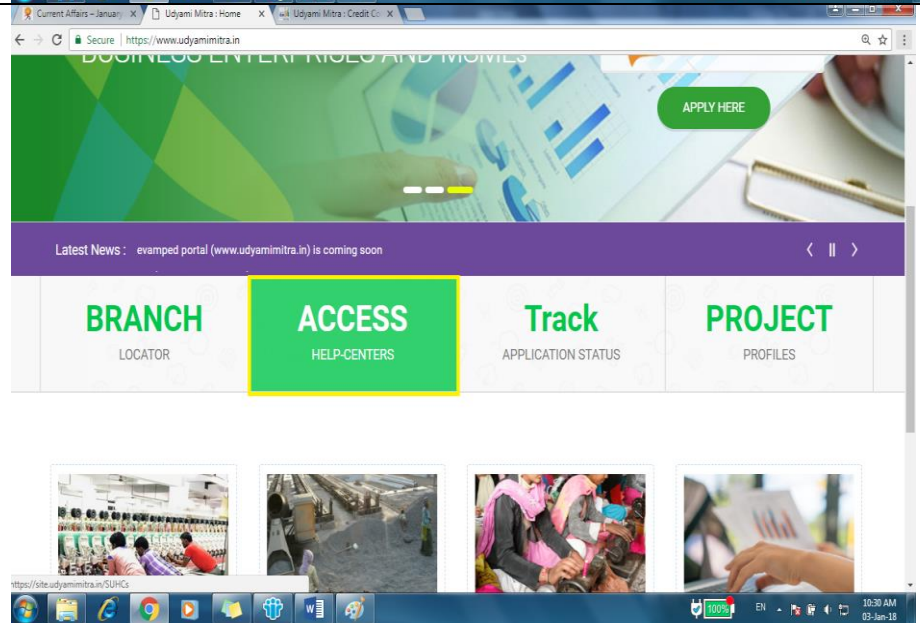


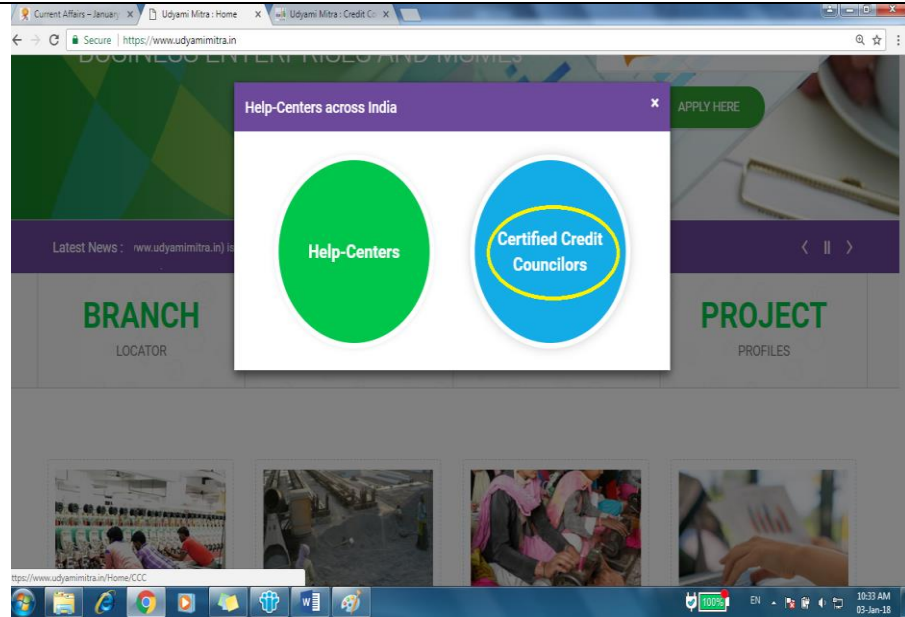
Log on to www.udyamimitra.in from Internet Explorer 10+ or latest versions of Google Chrome & Mozilla Firefox.



Scroll down and click on Access Help Centres.



Next, click on "Certified Credit Counsellors" to access the CCC module of udyamimitra portal.



The following screen would appear through which following areas may be explored :

E-Handbook for CCC

Apply for Credit Counselling Institutions

Apply for Certified Credit Counsellor

FAQs For Certified Credit Counsellors

The banner features a central circular diagram titled "SUPPORTING MSME ECO SYSTEM THROUGH CCC". The diagram illustrates the flow of services from "Industry Associations" to "MSMEs" and "Entrepreneurs". Text on the left states: "SIDBI leverages its 26 years of exclusive experience in MSME Financing and development to launch another strategic solution for aspirant entrepreneurs. The present basket of 17000+ handholding agencies shall now also have a pool of Certified Credit counsellors (CCC) who shall facilitate access to credit to existing and potential entrepreneurs at all stages of business cycle, be it setup or step up including expansion, diversification and even exit or setting up new enterprise". Below this, it says "Visit the Mitraportals and meet the CCC's Online" and provides a link to the "E-HANDBOOK FOR CCCS". A hand is shown holding the diagram, with the slogan "EASE OF DOING BUSINESS, ACCESS TO CREDIT+" at the bottom. On the right, there are four red buttons: "Apply for Credit Counselling Institutions", "Apply For Certified Credit Counsellor", "Find Credit Counsellors", and "FAQ's For Certified Credit Counsellors".

For Registering As CCC :

Click on 'Apply for Certified Credit Counsellor' and fill up each step of the registration form.

Both the mobile number and e-mail ID would be verified by sending OTP and e-mail and these need to be validated.

Once these are validated the login credentials are sent to the validated e-mail ID

Certified Credit Counselor Registration

Step 1 Step 2 Step 3

Identity Details of the Applicant:

Applicant Name *	<input type="text" value="Test User"/>	Father/Spouse Name	<input type="text" value="Test"/>
Date Of Birth *	<input type="text" value="25/01/1961"/>	Gender	<input type="text" value="Select Gender"/>
Resident Status *	<input type="text" value="Resident Individual"/>	Nationality	<input type="text" value="Indian"/>
PAN of the entity. *	<input type="text" value="EFHQ76424M"/>	AADHAAR No.	<input type="text" value="356234914733"/>
Applying as an Individual/associated to CCI *	<input type="text" value="Individual"/>	CCI State	<input type="text" value="Select CCI State"/>
CCI State	<input type="text" value="Select CCI State"/>	CCI District	<input type="text" value="Select CCI District"/>
Credit Counselling	<input type="text" value="Select Credit Counselling Institution..."/>		

Registered Office Address:

State *	<input type="text" value="Maharashtra"/>	District *	<input type="text" value="Mumbai City"/>
Pin Code *	<input type="text" value="400051"/>	City/Town/Village:	<input type="text" value="Bandra Kurla Complex"/>
Country	<input type="text" value="India"/>		

Contact Details:

User Name *	<input type="text" value="ccctestusera"/>	Email ID	<input type="text" value="test@siddbi.in"/>
Contact No.	<input type="text" value="1234567890"/>	Tel. (Off.)	<input type="text"/>

Certified Credit Counselor Registration

Step 1 Step 2 Step 3

Your Mobile Number has been verified successfully !!

OTP * |

Certified Credit Counselor Registration

Step 1 Step 2 Step 3

Your Email address has been verified.

Verification Code * |

I Accept Terms & Condition

We hereby certify that all information furnished above is true, correct and complete. We have carefully read and after understanding the same agree to abide by the Code of Conduct, Role and Responsibilities, Do's and Don'ts and confidentiality clause stipulated under the scheme framework and would abide by the modifications carried out from time to time. We understand that once we clear the exam stipulated, followed by due diligence exercise and other requirements, the status of CCC shall be considered and decision of Implementation and Registering Authority (IRA) shall be final.

Certified Credit Counselor Registration

For Logging-in As CCC :

Click on the login link on the screen, link sent in the e-mail or from home page of Udyamimitra.in (Login->Other Users)

On logging in for the first time you would be prompted to change the password

* Login for Lenders, Help centers, Credit Counselling Institutions, Certified Credit Counselor, etc.

The screenshot shows a login form with a teal header containing the word "Login" and a "[Reset Password]" link. Below the header, there are two input fields: "User Name *" with the value "ccctestusera" and "Password *" with masked characters. A "Remember Me" checkbox is present below the password field. An orange "Login" button is at the bottom of the form.

The user would be presented with a dashboard from which they can Apply for Certified Credit Counsellor (CCC), access FAQs and e-handbook.

Click on Apply for Certified Credit Counsellor to fill up the application for being CCC.



Test User
CCC

Welcome to Udyami Mitra

✔ Password changed successfully.

[Apply For Certified Credit Counselor](#)

[FAQ's For Certified Credit Counsellors](#)

[e-Handbook for CCCs](#)