
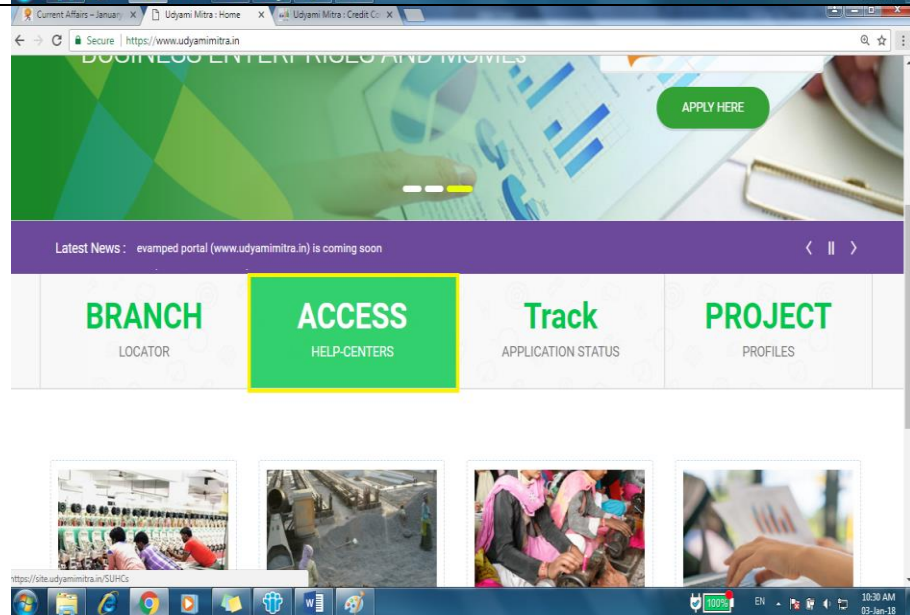


Steps for Applying as CCC on udyamimitra Portal

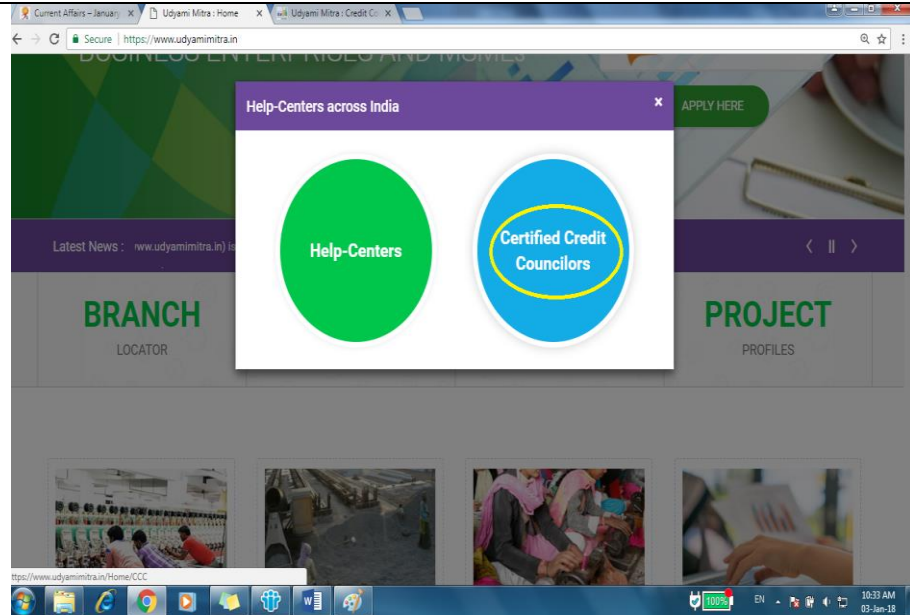
Log on to www.udyamimitra.in (best viewed with Internet Explorer 10+ or latest versions of Google Chrome & Mozilla Firefox.)



Scroll down and click on Access Help Centres.



Next, click on "Certified Credit Counsellors" to access the CCC module of udyamimitra portal.



The following screen would appear through which following areas may be explored :

Logging for CCI/ CCC

E-Handbook for CCC

Apply for Credit Counselling Institutions

Apply for Certified Credit Counsellor

FAQs For Certified Credit Counsellors

The screenshot shows the main content area of the Udyam Mitra portal. At the top is a banner with the text: "HAD IT BEEN SOMEONE WHOM WE COULD TRUST FOR CREDIT ACCESS, GUIDANCE AND MENTORING, WE COULD HAVE REALIZED OUR DREAMS FASTER. Be happy Go for digital Credit Connect through Counsellors and embrace the fascinating World of Entrepreneurship." Below the banner is a flowchart titled "SUPPORTING MSME ECO SYSTEM THROUGH CCC" which details the process from "Credit Access" to "Business Selection" and "E-Handbook for CCCs". To the right of the flowchart is a vertical list of red buttons: "Login For Credit Counselling Institutions/Certified Credit Counsellor", "Apply for Credit Counselling Institutions", "Apply For Certified Credit Counsellor", "Find Credit Counsellors", and "FAQ's For Certified Credit Counsellors". Below the flowchart is a section titled "E-HANDBOOK FOR CCCS" with a button "We Can Help You...!". At the bottom, there is a footer with "Useful Links | Disclaimer | FAQ | Subsidy Schemes | Privacy Policy | T & C | Downloads |" and "Copyright © 2018 SIDBI Udyami Mitra. All rights reserved. Visitors Count: 0000650300 Powered By: s5DS Software Solution Pvt Ltd".

For Registering As CCC :

Click on 'Apply for Certified Credit Counsellor' and fill up each step of the registration form.

Both the mobile number and e-mail ID would be verified by sending OTP and e-mail and these need to be validated.

Once these are validated the login credentials are sent to the validated e-mail ID

Certified Credit Counselor Registration

Step 1 Step 2 Step 3

Identity Details of the Applicant:

Applicant Name *	<input type="text" value="Test User"/>	Father/Spouse Name	<input type="text" value="Test"/>
Date Of Birth *	<input type="text" value="25/01/1961"/>	Gender	<input type="text" value="Select Gender"/>
Resident Status *	<input type="text" value="Resident Individual"/>	Nationality	<input type="text" value="Indian"/>
PAN of the entity. *	<input type="text" value="EFHQT6424M"/>	AADHAAR No.	<input type="text" value="356234914733"/>
Applying as an Individual/associated to CCI *	<input type="text" value="Individual"/>		
CCI State	<input type="text" value="Select CCI State"/>	CCI District	<input type="text" value="Select CCI District"/>
Credit Counselling	<input type="text" value="Select Credit Counselling Institution..."/>		

Registered Office Address:

State *	<input type="text" value="Maharashtra"/>	District *	<input type="text" value="Mumbai City"/>
Pin Code *	<input type="text" value="400051"/>	City/Town/Village:	<input type="text" value="Bandra Kurla Complex"/>
Country	<input type="text" value="India"/>		

Contact Details:

User Name *	<input type="text" value="coctestusera"/>	Email ID	<input type="text" value="test@sidbi.in"/>
Contact No.	<input type="text" value="1234567890"/>	Tel. (Off.)	<input type="text"/>

Next >

Certified Credit Counselor Registration

Step 1 Step 2 Step 3

Your Mobile Number has been verified successfully !!

OTP * |

< Previous Next >

Certified Credit Counselor Registration

Step 1 Step 2 Step 3

Your Email address has been verified.

Verification Code * |

I Accept Terms & Condition

We hereby certify that all information furnished above is true, correct and complete. We have carefully read and after understanding the same agree to abide by the Code of Conduct, Roles and Responsibilities, Do's and Don'ts and confidentiality clause stipulated under the scheme framework and would abide by the modifications carried out from time to time. We understand that once we clear the exam stipulated, followed by due diligence exercise and other requirements, the status of CCC shall be considered and decision of Implementation and Registering Authority (IRA) shall be final.

< Previous Register >

Certified Credit Counselor Registration

Thank you for registration for Certified Credit Counselor !!! Your login credentials are sent to your registered email address. Click here for Login

For Logging-in As CCC :

Click on the login link on the screen, link sent in the e-mail or from home page of Udyamimitra.in (Login->Other Users)

On logging in for the first time you would be prompted to change the password

* Login for Lenders, Help centers, Credit Counselling Institutions, Certified Credit Counselor, etc.

The screenshot shows a login form with a green header. The header contains the word "Login" on the left and a link "[Reset Password]" on the right. Below the header, there are two input fields: "User Name *" with the value "ccctestusera" and "Password *" with masked characters ".....". Below the password field is a checkbox labeled "Remember Me" which is unchecked. At the bottom of the form is an orange "Login" button.

The user would be presented with a dashboard from which they can Apply for Certified Credit Counsellor (CCC), access FAQs and e-handbook.

Click on Apply for Certified Credit Counsellor to fill up the application for being CCC.



Test User
CCC

Welcome to Udyami Mitra

✔ Password changed successfully.

[Apply For Certified Credit Counselor](#)

[FAQ's For Certified Credit Counsellors](#)

[e-Handbook for CCCs](#)